



# VISION PARTY

PARTY: SEPTEMBER 21<sup>ST</sup> 2017 | REPORT: NOVEMBER 7<sup>TH</sup> 2017

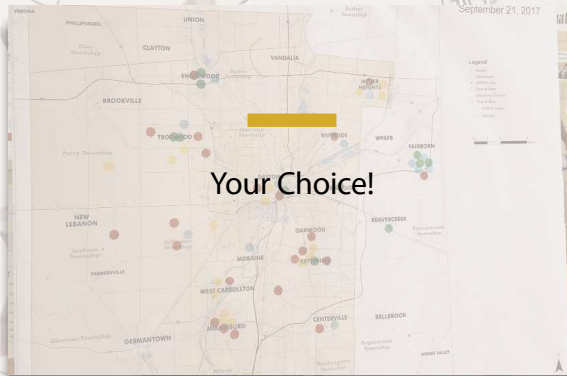


Your Neighborhood!


What makes a good community?



Join the Party!



Your Choice!



## Community Visioning Party Report

There were six activity stations asking attendants to fill out their event 'passport' and receive prizes at the end. These activity stations were an asset tree, 'I dream of a neighborhood that...', what makes a great school?, stomping grounds, art/placemaking and housing styles. Additionally on the back of their passports were recommendations for action activities that we could undertake. 3 sessions were held at different times throughout the day to allow participation from multiple different groups including children and teenagers. Below is a brief description and results for each station.

### 1. Asset Tree

People were asked at the asset tree **"What makes a good community?,"** to which they wrote answers on paper leaves which were attached to a paper tree for everyone to see. The tree was prepopulated with leaves based on conversations previously had and survey results. There were brown leaves which represented negative aspects of the community that people would like to see go away, but these were not the focus of the exercise and thus were not plentiful.

Top Results per Category:

#### Interpersonal – 36% (151 comments)

- Respect each other (14)
- Friends (13)
- Neighbors helping each other (11)
- More male role models (10)

#### Other – 18% (76 comments)

- After school programs so kids have something to do (19)
- ME! (15)
- do your best (9)

#### Safety – 15% (61 comments)

- A place I feel safe (11)
- Community police officers (10)

#### Physical – 14% (60 comments)

- Better schools (9)
- Flowers and landscaping (7)

#### Quality of Life – 11% (45 comments)

- Less trash and littering (14)
- Keep your garden clean (10)
- No trash on streets (6)

#### Civic – 6% 26 comments)

- Community meetings (10)
- Neighborhood involvement (8)

### 2. "I Dream of a Neighborhood That..."

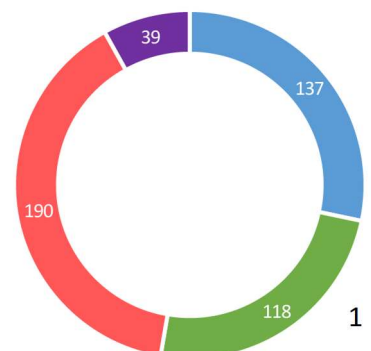
Participants were asked at this party station to answer the above question. Below and on the following pages are top answers as well as a breakdown by categories that staff assigned responses during analysis.

Overall Top 5 Comments:

- Jobs and male mentors – 19 comments (Amenities)
- Has more black owned businesses – 18 comments (Amenities)
- More police patrol – 18 comments (Police & Safety)
- Drug free – 17 comments (Police & Safety)
- No shooting - 15 comments (Police & Safety)



Dream Categories

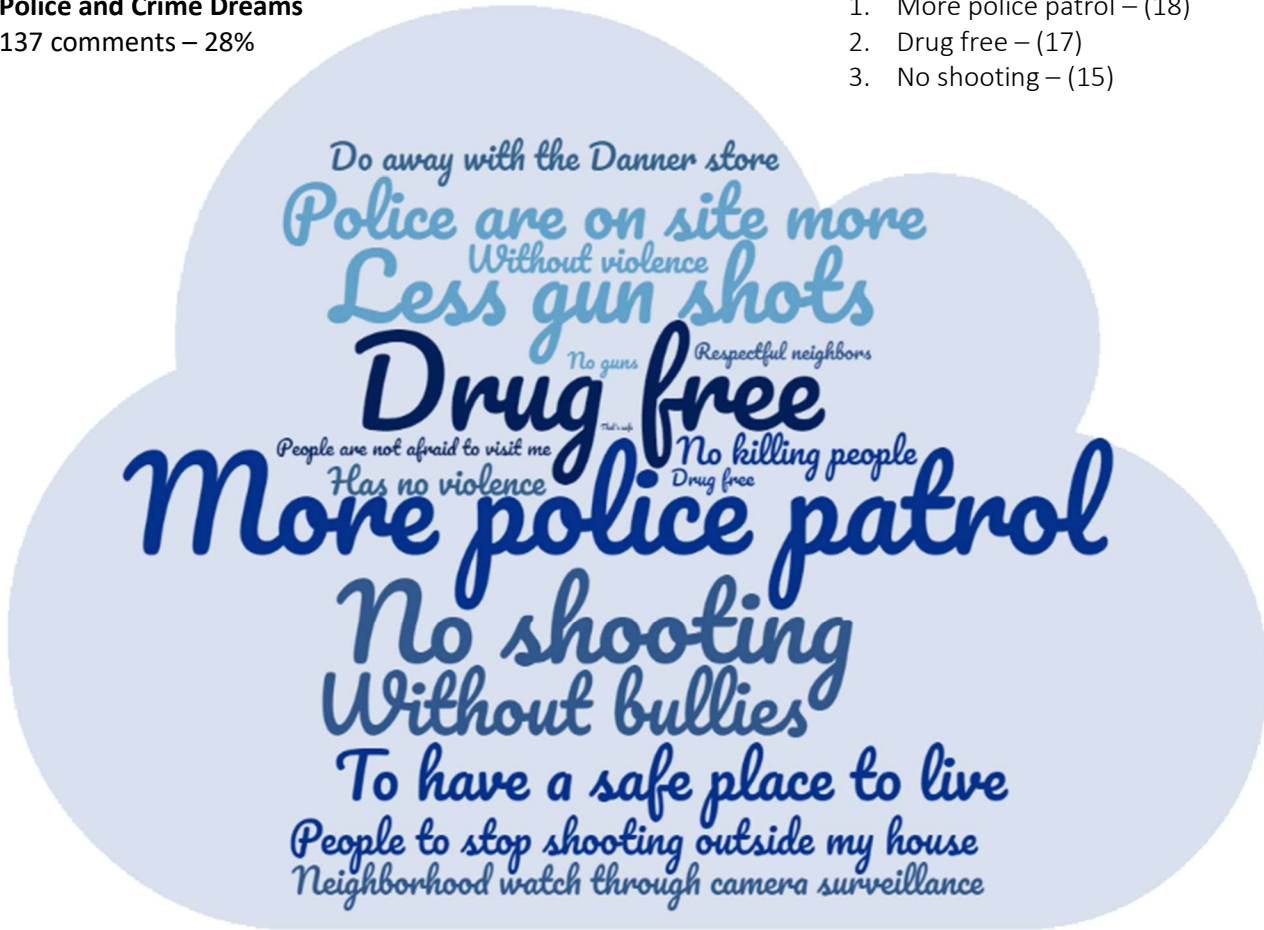




**Police and Crime Dreams**

137 comments – 28%

- 1. More police patrol – (18)
- 2. Drug free – (17)
- 3. No shooting – (15)



**Amenities Dreams**

190 comments – 39%

- 1. Jobs and male mentors – (19)
- 2. Has more black owned businesses – (18)
- 3. Game room – (13)



## Neighborhood & Community

### Dreams

118 comments –24%

1. People working together to keep the neighborhood safe – (14)
2. People working together to help the community – (11)
3. Be nice to your neighbors – (9)

*Park, living people and good homes*  
*Better school Mixed-income*  
*More diverse community Sharing and caring for the needy*  
*productive growing in cultural*  
*Be nice to your neighbors*  
*Has people working together to help the community*  
*Socialization of neighbors Be nice to others*  
*No parking on the grass Mixed-community*  
**People working together to make this neighborhood safe**  
*More participation from parents for our children programs*  
*Safe for the children and seniors, clean and beautify, Clean, colorful and helping together*

## Beautification Dreams

39 comments - 8%

1. Kids running/playing – (9)
2. No Litter – (9)
3. To be neat – (6)

*A community that recycles*  
**to be neat**  
**Has no trash**  
*Nice gardens*  
**No litter**  
*Renew community garden - seniors/children working together*  
*Cooperative food market*  
**Kids running/playing**  
*Beautiful yard certificates*

### 3. "What Makes a Great School?"

#### PART 1: WHAT IS YOUR IDEAL NEIGHBORHOOD SCHOOL?

##### Process

Adult participants were asked the following question: What do you think is most important to include in your ideal neighborhood school?

They were then given the option to either write their answer(s) on an apple and add them to list or to take stickers and select existing answer(s) that they agreed with. No limit was given on either responses or stickers.

Student participants were asked one of two different questions depending upon age: (1) What do you think is most important in a good school? (2) What is one thing you really like about your current school or what is one thing you would change about your current school?

##### Response Summary

Participants provided 92 individual responses. There were 68 individual adult responses (some adults contributed more than one response), and 24 individual student responses. 133 stickers were added to existing responses by adults and 31 stickers were added to student responses.

Adult responses can be broken into the following 9 categories:

Category	Responses	% of total Adult Response	Stickers	% of total adult stickers
Curriculum/Classes	12	18	35	26
Teachers/Staff	11	16	16	12
Other supports	10	15	26	20
Out of School Time	9	13	9	7
Parents	8	12	19	14
Other	7	10	14	11
Community	6	9	5	4
Safety	3	4	4	3

##### Notes:

- Out of school time came in fourth in responses
- The most stickers were placed on Curriculum/classes, other supports, and parents

##### Themes

Based on the most common and popular responses, the top education priorities for participants include:

1. Arts classes and programming (art, music, dance, etc.)
2. Parent involvement
3. Teacher quality
4. After school programming
5. Community involvement

**PART 2: WHAT SCHOOL DO YOU/YOUR CHILDREN/YOUR GRANDCHILDREN ATTEND?**

School	# Students attending
Horizon Science Academy	6
MVCDC	1
Rosa Parks	2
Westwood	2
Imagine Klepinger	1
Thurgood	1
Dayton Leadership Academy	2
Ponitz	4
Valerie	5
Edison	6
Boys Prep	3
DECA Prep	2
World of Wonder	2
Belle Haven	4
Stivers	2
N Dayton	1
Fairview	1
DECA Middle	2
Steam academy of Dayton	2
Louise Troy	6
Dunbar	11

**Anecdotal reasoning for not attending Choice schools.**

A lot of the schools that people were going to instead of the local schools are of about equal standing in general education standards, receiving many of the same or similar grades on their state report cards. Social reasons or family reasons were some of the most often given reasons for picking schools outside the geography over those within, such as not feeling welcome within the school or not appropriately talked to by teachers or school staff.

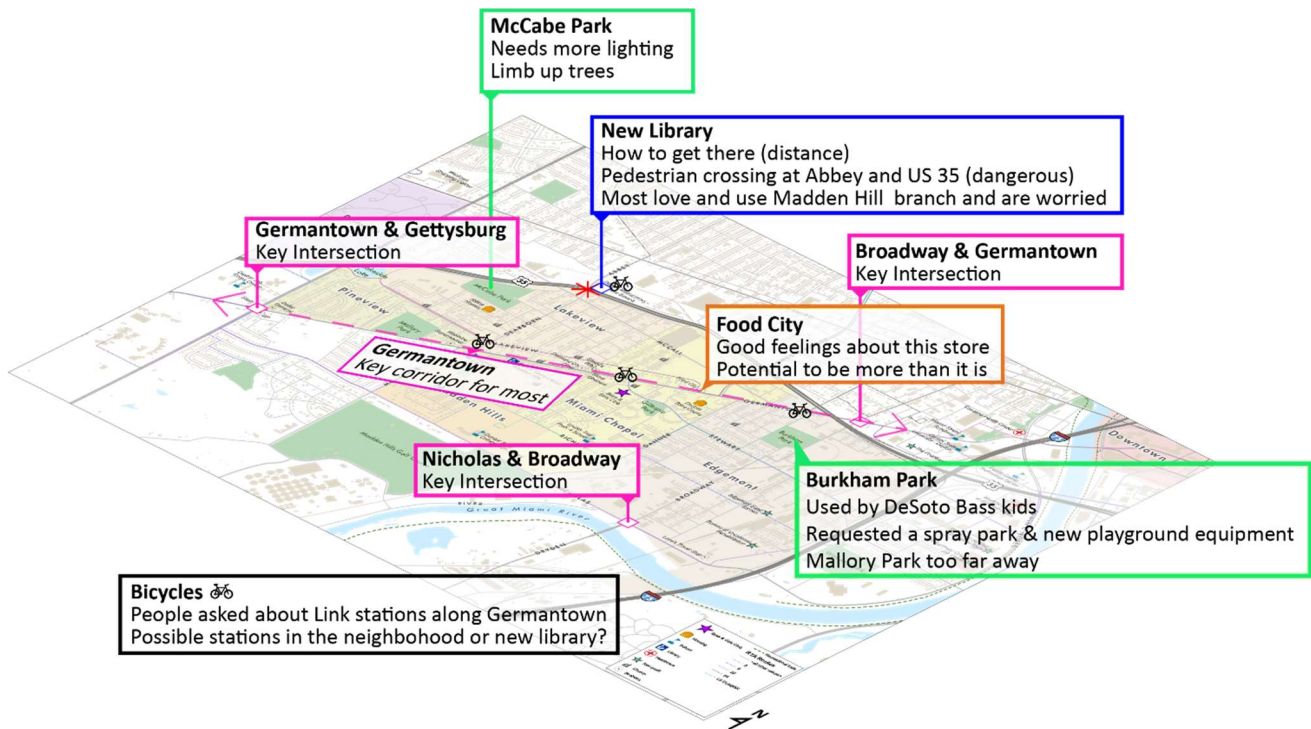
**4. Stomping Grounds**

Highlights:

Safety and security a persistent theme throughout discussions.

Most people shop outside the community. Cleanliness and litter were among the most common complaints, especially along Lakeview & McCall. Store improvements and enhancing the sense of being welcomed were identified as overall requests of the existing neighborhood retail. Generally, people wanted more retail along Germantown within the neighborhood.

Map Highlights:



**5. Art & Placemaking**

The art & placemaking wall was an attempt to receive creative feedback on placemaking opportunities throughout the neighborhood but grew to encompass similar territory to other activities. People put paper stars and flowers up on the wall with ideas for the neighborhood and then put small stickers on a map to indicate locations for placemaking and art enhancements opportunities. Below is a summary of the key findings that emerged.

Art/Placemaking Ideas (Total 184 Comments):

**Amenities** – 29% (53 comments)

- Parks (11)
- Tree House/Play House (9)
- Pool (8)

**Physical** – 22% (40 comments)

- Restaurants (14)
- Better Housing (4)
- Stores (4)

**Art/Placemaking** – 26% (47 comments)

- Murals (9)
- Flowers/Trees (9)
- Decorative Lighting (7)

**Civic** – 14% (26 comments)

- Neighborhood Watch/Security (9)
- Large Police Presence (6)

**Interpersonal** – 10% (18 comments)

- Nice People (6)





**Art/Placemaking Locations**

- Most mentioned: Germantown Street
- Local Parks
- Around Schools

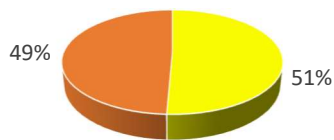
**6. Housing Styles & Locations**

- People don't want to live on top of each other
- Desire for more single-family housing
- Almost 50% of people included a style of multi-family or townhome in their top 3 housing styles (family housing)

Family Housing (Total: 75 cards submitted), Weighted Points Total = 447, 1<sup>st</sup>=3pts., 2<sup>nd</sup>=2pts., 3<sup>rd</sup>=1pt.

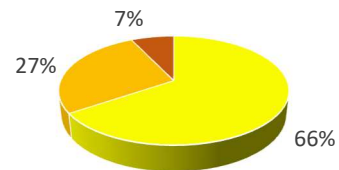


Single Family v.s Mixed Preference



■ Mixed Preference    ■ Single Family Only

Weighted Totals

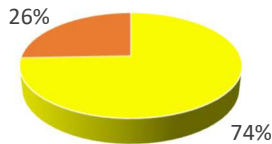


■ Single Family    ■ Townhome    ■ Multi-Family

Senior Housing (Total: 43 cards submitted), Weighted Points Total = 253, 1<sup>st</sup>=3pts, 2<sup>nd</sup>=2pts, 3<sup>rd</sup>=1pt.

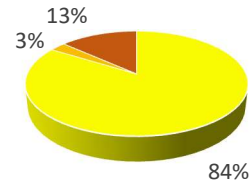


Single Family v.s Mixed Preference



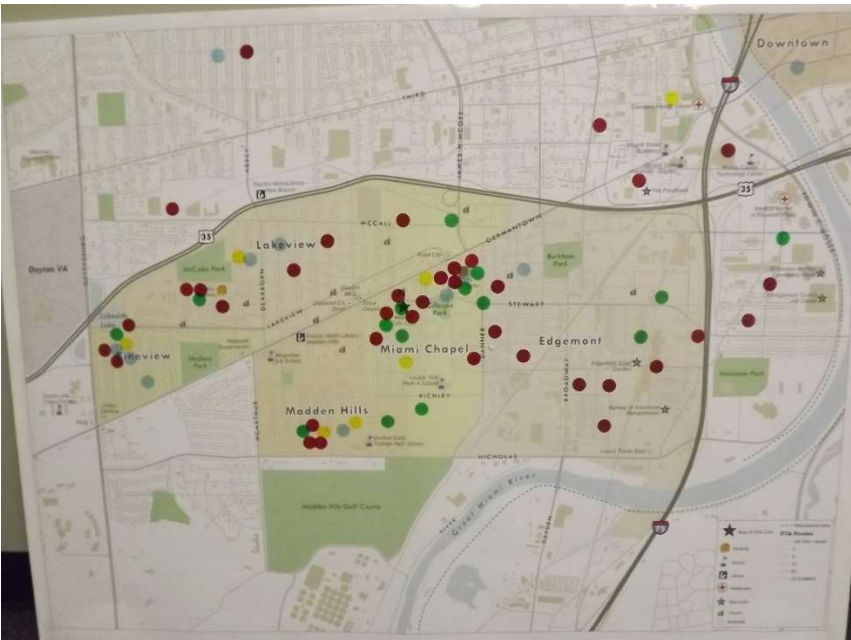
■ Mixed Preference   
 ■ Single Family Only

Weighted Totals



■ Single Family   
 ■ Townhome   
 ■ Multi-Family

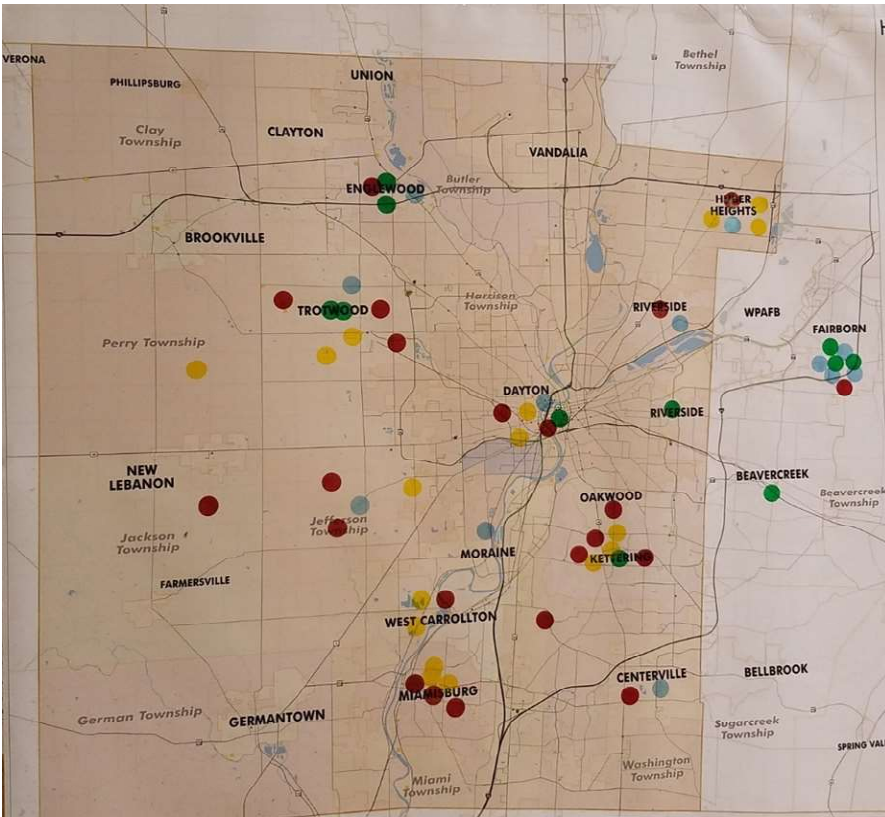
**Geographic Preferences**



**70 Selections**

- 21- DeSoto/Miami Chapel
- 11- Hilltop
- 11- Edgemont
- 11- Outside Choice
- 8 - Madden Hills
- 8 - Pineview

Local Preferences



## 62 Selections

- 9 – Oakwood/Kettering
- 8 – Trotwood
- 8 - Fairborn
- 6 - Miamisburg
- 6 - Dayton
- 5 – Huber Heights
- 4 – Englewood
- 4 – Jefferson
- 3 – West Carrollton
- 3 - Riverside
- 2 – Centerville
- 2 – Western Rural Area
- 1- Moraine
- 1 - Beavercreek

Regional Preferences

### 7. **Word Wall**

The word wall combined with the cloud visioning wall reveals strong feelings of pride and hope throughout the neighborhood. Comments on the word wall generally fell under the following topics: safety, sense of community and home, community assets, others and comments from youths. See the next page to read poignant quotes about what West Dayton, DeSoto Bass and Hilltop Residents want everyone in the community to know about them.



CHOICE NEIGHBORHOOD DAYTON

# WORD WALL

'THE BEST OF'

WHAT WEST DAYTON WANTS EVERYONE TO KNOW

**"We are a family oriented community."**

**"We want the same things for our kids as you do."**

**"People who made significant contributions to civil rights and community development grew up here."**

**"Great people live in these neighborhoods!"**

**"Everyone helps each other and protects each other's child."**

**"It's Hilltop 'Homes.' This is my home!"**

**"I am ready for change!"**

**"We are more than 'The Bass.'"**

